



# style. safety. variety.

Built for performance and affordability, Models 9100 and 9605 offer robust features with a variety of options at affordable prices, adding style and curb appeal to your home.

These doors are chosen by homeowners for their insulating value, durability, style and safety features.



Ranch panel, Brown finish

## PERFORMANCE FEATURES



**TorqueMaster® Plus Counterbalance** is the first counterbalance system to seal springs safely within a steel tube. It contains an anti-drop feature that reduces the risk of door free fall.



**Tamper-Resistant Safety Bottom Brackets** help avoid possible injury by preventing inadvertent loosening when the counterbalance cables are still under tension.



**Pinch-Resistant Door Panels** are engineered with pinch-resistant design to prevent finger injuries while the door is closing.



**Structural Reinforcements** Available with structural reinforcements for use in coastal regions. They meet wind load requirements of the International Building Code, Florida Building Code and Texas Dept. of Insurance.



**High Cycle Spring Option** Choose a 25,000 cycle spring for almost twice the life of a standard torsion spring.



**Horizontal Integral Struts** at the top and bottom of door sections adds rigidity and strength for long life and smooth operation.



**Thermal Efficiency** Foamed in place polyurethane insulation\* can improve your home's thermal efficiency, reduce street noise and make the door operate more quietly.



**Warranty** Limited Lifetime Warranty against cracking or splitting due to rust-through and against degradation of the foam insulation. See full warranty for complete details.

\*Polyurethane insulation provides superior insulation value and thermal efficiency compared to polystyrene.


# 9100/9605 Model Comparison

|                   | MODEL 9100  | MODEL 9605  |
|-------------------|---|---|
| Door construction | 3-layer construction Steel/Polyurethane/Toughgard™ backer | 3-layer construction Steel/Polyurethane/Steel       |
| Insulation        | Foamed-in-place polyurethane with R-value of 9*           | Foamed-in-place polyurethane with R-value up to 10* |
| Wind load models  | Available   | Available   |
| Warranty          | Limited Lifetime  | Limited Lifetime                                    |

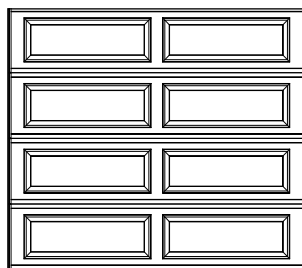
\*R-value of 9 for 7' tall doors; R-value of 10 for 8' tall doors. Wayne Dalton uses a calculated door section R-value for our insulated doors.

## 1 Choose Your Style


Doors shown are 8'x7'. Other sizes may have different panel configurations. See dealer for details.



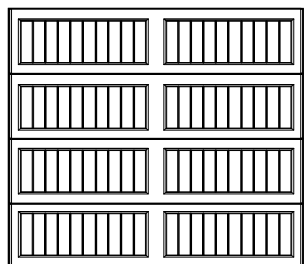
Colonial



Ranch



Sonoma



Sonoma Ranch



Contemporary

## 2 Choose Your Color

### Paint finishes



White



Almond



Desert Tan



Taupe



Gray



Green



Brown



Model 9605 is available with the TruChoice® Color System, Wayne Dalton's custom painting process that offers more than 6,000 colors. See dealer for details.

Actual colors may vary from brochure due to fluctuations in the printing process. Always request a color sample from your dealer for accurate color matching.



### 3 Choose Your Windows

#### For Colonial and Contemporary Panels



Cascade I



Cascade II\*



Cascade III\*\*



Cathedral I



Cathedral II\*



Clear I



Clear II\*



Clear III\*\*



Prairie I



Prairie II\*



Sherwood I



Sherwood II\*



Stockbridge\*



Stockton I



Stockton II\*



Stockton III\*\*



Arched Stockton\*



Waterton I



Waterton II\*



Waterton III\*\*



Williamsburg I



Williamsburg II\*

\*Model 9100 Contemporary panel only  
\*\*Contemporary panel only

#### For Sonoma Panels



Cascade I



Cascade III



Cathedral I



Clear I



Clear III



Stockbridge



Stockton I



Stockton III



Arched Stockton



Waterton I



Waterton III

#### For Ranch Panels



Cascade II



Cathedral II



Clear II



Prairie II



Sherwood II



Stockbridge



Stockton II



Arched Stockton



Waterton II



Williamsburg II

**For Sonoma Ranch and Model 9605 Colonial and Contemporary Panels**



Ashton IV




Cathedral IV



Cascade IV



Clear IV



Ruston IV



Sherwood IV



Stockbridge IV (3-Lite)



Stockbridge IV (4-Lite)



Stockford IV



Stockton IV (4-Lite)



Stockton IV (6-Lite)



Stockton IV (8-Lite)



Stockton IV (8-Lite Arched)



Stockton IV (12-Lite)



Arched Stockton IV



Waterton IV



Williamsburg IV



Williamsburg IV Single Arch, Double Car



Wyndbridge IV

Not all windows available in all areas. Windows shown are typical of an 8' wide door and placement may vary by panel design. Consult your dealer for details.

**The following windows are available for double car doors**



Arched Stockton Double



Arched Stockton Single



Colonial panel, White finish, Clear I windows



Glass Options



Clear



Gray Tinted



Satin Etched Privacy



Obscure

Optional window placement (Model 9605 only)



Contemporary panel, White finish with Clear III windows.

Clear windows may be arranged vertically or horizontally on Colonial, Ranch and Contemporary panels. Windows placed in the bottom section of a door must use DSB 1/8" or tempered glass.

4 Choose Your Hardware



Arrow



Spear



Fleur De Lis

See website for additional hardware options.



Sonoma panel, Almond finish, Decorative hardware



*Contemporary panel, Custom finish, Clear II vertical windows*



AFTER

BEFORE



*Sonoma panel, White finish, Stockton III windows, Decorative hardware*



## Garage Door Design Center

To see this door on your home, visit **wayne-dalton.com**, or download our app, and try our Garage Door Design Center. Upload a photo of your home and experiment with panel designs, color options, window styles and decorative hardware designs. Instant curb appeal awaits you with just a click of your mouse.

**Wayne Dalton**  
GARAGE DOORS

DISTRIBUTED BY:

2501 S. State Hwy. 121 Bus., Ste 200  
Lewisville, TX 75067

**wayne-dalton.com**



© 2019 Wayne Dalton, a Division of Overhead Door Corporation. Consistent with our policy of continuing product improvement, we reserve the right to change product specifications without notice or obligation. Item 329870 03/19