




Amarr® Commercial Sectional Doors



- 
- 4 ALUMINUM MULTIVIEW DOOR
 - 6 ALUMINUM FULL VIEW DOORS
 - 8 POLYURETHANE INSULATED STEEL DOORS
 - 12 POLYSTYRENE INSULATED STEEL DOORS
 - 14 RIBBED PANEL STEEL DOORS
 - 16 SUPERFLEX IMPACT SECTIONS
 - 17 WIND LOAD & TRACK OPTIONS
 - 18 PRODUCT SPECIFICATIONS & AMARR COLOR ZONE

INDUSTRIA
STRENGTH



Why Choose Amarr Commercial Sectional Doors?

PRODUCTS

We offer a wide range of high-quality, LEED qualified, sustainable products to meet the needs of architects, specifiers, and building professionals.

Amarr doors are designed and tested in our state-of-the-art research facility and manufactured to meet or exceed industry standards.

Our wind load approved and hurricane rated commercial doors meet or exceed building code requirements. See page 17 for more information.

SERVICE

Our Door Centers, strategically located throughout North America, supply our products to over 3,000 professional door dealers and installers.

SUPPORT

Amarr Commercial Experts (ACE) provide dealer support for our commercial products, programs, systems, and training. Contact 866.366.4814 or ace@amarr.com.

Free AIA accredited continuing education courses.

ARCHITECT RESOURCES

architects.amarr.com

- Product Brochures
- Installation Instructions
- 3-Part Specifications
- LEED Documentation
- CAD/BIM Details
- Lunch & Learn Education
- SketchUp Models

Find Amarr products on these resource websites:



Aluminum MultiView Doors

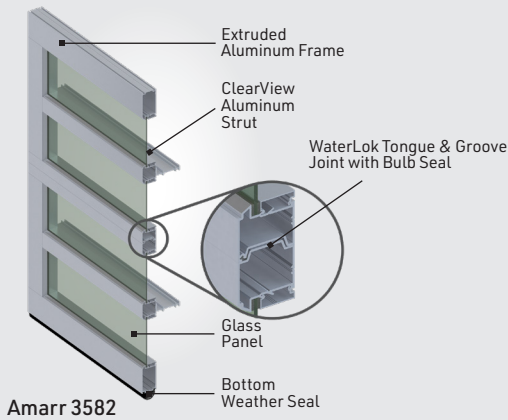
Amarr 3582 MultiView Aluminum door

Amarr 3582 Aluminum MultiView doors make a unique design statement with the widest single piece of glass that specifications, safety, and reliability standards allow. Constructed of 2" thick extruded aluminum stiles and rails featuring the **WaterLok** joint sealing system with new and improved wide tongue and groove section joints with leading-edge bulb seal and bottom weather seal for enhanced air-tight and water-resistant performance. With a wide selection of glazing options, in more than two dozen paint and anodize finishes, the Amarr 3582 is a distinctive choice for any building where style and functionality are important.



CONSTRUCTION

SINGLE-LAYER Aluminum



- 2" thick extruded aluminum rails & stiles
- **WaterLok** joint sealing system featuring new and improved wide tongue and groove section joints with leading-edge bulb seal and bottom weather seal for enhanced air-tight and water-resistant performance
- Equal glass heights in all sections of a door
- Glass expands up to 8'2" wide

GLAZING OPTIONS

	Single Pane										Insulated		
	Tempered				Lami-nated	Polycarbonate			Acrylic			Tempered	
	3/16"	3/16" Low-E	1/4"	1/4" Low-E	1/4"	Single 1/8"	Single 1/4"	Tri-Wall 5/8"	1/8"	1/4"	1/2"	1/2"	1/2" Low-E
CLEAR	•	•	•	•	•	•	•	•	•	•	•	•	•
OBSCURE	•												
GREEN	•		•									•	•
BRONZE	•		•					•				•	•
GRAY	•		•									•	•
GREYLITE	•		•									•	•
FROST	•		•					•				•	
SNOW					•			•					
WHITEOUT					•								
BLACKICE					•								

¹Also available in abrasion resistant.

SPECIFICATIONS

	Modern
	Amarr 3582
MATERIAL	Aluminum
CONSTRUCTION LAYERS	Single
DOOR THICKNESS	2" (5.1cm)
SECTION HEIGHTS ¹	Varies by door height
MINIMUM DOOR WIDTH	2' 0"
MAXIMUM DOOR WIDTH	20' 2" (in 1" increments)
MINIMUM DOOR HEIGHT ¹	6' 0"
MAXIMUM DOOR HEIGHT ¹	20' 1"
CLEARVIEW STRUT SYSTEM	Only required for doors ≥ 16'
WIND LOAD ² AVAILABLE	•
FINISH WARRANTY ³	5 Years / 3 Years
WORKMANSHIP/HARDWARE WARRANTY ³	1 Year
GLASS WARRANTY ³	1 Year

¹ For complete door height configuration chart visit amarr.com or contact your local Amarr dealer.

² It is your responsibility to make sure your garage door meets local building codes.

³ For complete warranty details, visit amarr.com or contact your local Amarr dealer. Anodize, PVDF & standard Powder coat colors have 5 year finish warranty; RAL & Custom Powder Coat colors have 3 year finish warranty.

DOOR CONFIGURATIONS

For Single Pane Glazing

Door Width	# Center Stiles	# Windows/Section
Up to 8'2"	0	2
8'3" - 16'2"	1	4
16'3" - 20'2"	2	6

Up to 8'2" Wide - 1 Panel



8'3"-16'2" Wide - 2 Panels



16'3"-20'2" Wide - 3 Panels



For Insulated Glazing

Door Width	# Center Stiles	# Windows/Section
Up to 10'2"	1	4
10'3" - 16'2"	2	6
16'3" - 20'2"	3	8

Up to 10'2" Wide - 2 Panels



10'3"-16'2" Wide - 3 Panels



16'3"-20'2" Wide - 4 Panels





Amarr 3582 with Champagne Pearl finish and Clear glass

COLORS

Actual color may vary from samples shown.

In Stock

ANODIZE



CLEAR (AN)



DARK BRONZE (AD)



BLACK (BA)

PAINT



WHITE Powder Coat (WH)

Special Order

ANODIZE

Longer lead time and price upcharge apply.



CHAMPAGNE (AH)



COPPER (AC)



MEDIUM BRONZE (AM)


PAINT

PVDF (Kynar®) & Powder Coat

Longer lead time and price upcharge apply.



WHITE (PVDF)




BONE WHITE



IVORY



SANDSTONE



BURNT SUN



SIERRA TAN



BEIGE



LIGHT SEAWOLF BEIGE



DOVE GRAY



SLATE GRAY



CHARCOAL GRAY



PATINA GREEN




DARK IVY



HARTFORD GREEN



MILITARY BLUE



INTERSTATE BLUE



COLONIAL RED



BOYSENBERRY



SAGE BROWN




QUAKER BRONZE



SUPER BLACK



CARNIVAL RED II†



CLASSIC COPPER†



CHAMPAGNE PEARL†



PEWTER†



SILVER†

†PVDF only.



RAL & CUSTOM COLORS AVAILABLE FOR PVDF & POWDER COAT

Longer lead time and price upcharge apply.

	PVDF (Kynar®)	Powder Coat
FADE RESISTANT	++	+
CORROSION RESISTANT	++	+
UV RESISTANT	++	+
ABRASION RESISTANT	+	++
STANDARD COLORS	26	21
RAL/CUSTOM COLORS PRICE UPCHARGE	\$	\$\$
TOUCH-UP PAINT	Included	NOT included

Anodize, PVDF & standard Powder coat colors have 5 year finish warranty; RAL & Custom Powder Coat colors have 3 year finish warranty.



AUTOMOBILE DEALER

HARON MOTOR SALES - FRESNO, CA

CHALLENGE:

Integrate several see-through sectional doors into an upscale auto dealership's contemporary architectural design while providing a dynamic look and helping to keep the business secure after hours.

RESULTS:

Customized sectional door applications with strong horizontal lines that also provide ample visibility into key areas of a high-end auto dealership while providing added security due to the doors' design and construction.

Complete case study can be found at amarr.com/casestudies

Aluminum Full View Doors

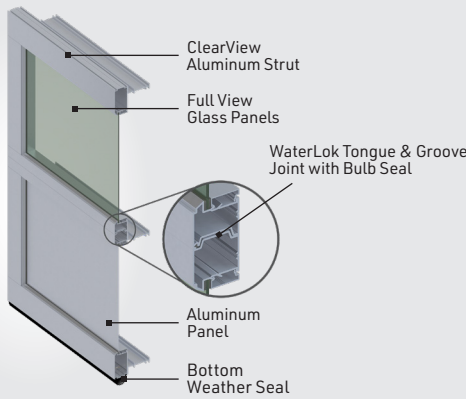
Amarr 3552 Heavy-Duty Aluminum door

Amarr Aluminum Full View doors can be fitted with a variety of full view glass options, solid aluminum, perforated or louvered ventilation panels. These doors include the **WaterLok** joint sealing system featuring new and improved wide tongue and groove section joints with leading-edge bulb seal and bottom weather seal for enhanced air-tight and water-resistant performance. The ClearView Aluminum Strut System provides added strength and durability for wind load and wide door without restricting the viewing area. Perfect for auto showrooms, service stations, car washes, fire houses, restaurants, and sports complexes; our aluminum doors create a clean style for any facility.



CONSTRUCTION

SINGLE-LAYER Aluminum



Amarr 3552

- 2" thick extruded commercial-grade aluminum frame provides durability, low maintenance and corrosion resistance
- **WaterLok** joint sealing system featuring new and improved wide tongue and groove section joints with leading-edge bulb seal and bottom weather seal for enhanced air-tight and water-resistant performance
- Heavy-duty through bolt construction
- Available in 1" width increments
- ClearView Aluminum Strut System does not restrict viewing area and adds strength and durability to doors; available up to 24' wide doors
- Available in odd height doors

SPECIFICATIONS

	Heavy-Duty Amarr 3552
MATERIAL	Aluminum
CONSTRUCTION LAYERS	Single
PANEL OPTIONS	
Full View	•
Perforated	•
Louvered Ventilation	•
Aluminum	•
Insulated Aluminum	•
DOOR THICKNESS	2" (5.1 cm)
AIR INFILTRATION¹	•
MINIMUM WIDTH	2'
MAXIMUM WIDTH (in 1" increments)	24' 2"
MINIMUM HEIGHT	6'
MAXIMUM HEIGHT	20' 1"
SECTION HEIGHTS²	18", 21", 24"
WIND LOAD³ AVAILABLE	•
FINISH WARRANTY⁴	5 Years / 3 Years
WORKMANSHIP/HARDWARE WARRANTY⁴	1 Year

¹ Meets building code compliance for ASHRA[®] 90.1, IECC[®] and CA Title 24.
² For complete door height configuration chart visit amarr.com or contact your local Amarr dealer.
³ It is your responsibility to make sure your garage door meets local building codes.



⁴ For complete warranty details, visit amarr.com or contact your local Amarr dealer. Anodize, PVDF & standard Powder coat colors have 5 year finish warranty; RAL & Custom Powder Coat colors have 3 year finish warranty.

GLAZING OPTIONS

	Single Pane										Insulated			
	Tempered				Lami-nated	Polycarbonate				Acrylic			Tempered	
	1/8"	1/8" Low-E*	1/4"	1/4" Low-E		Single 1/8"	Single 1/4"†	Single 1/2"	Tri-Wall 5/8"	1/8"	1/4"	1/2"	1/2"	1/2" Low-E*
CLEAR	•	•	•	•	•	•	•	•	•	•	•	•	•	•
OBSCURE	•													
GREEN	•		•											•
BRONZE	•		•						•					•
GRAY	•		•											•
GREYLITE	•		•											•
FROST	•		•						•					•
SNOW					•				•					
WHITEOUT					•									
BLACKICE					•									

*Also available in Annealed glass.
 †Also available in abrasion resistant.

PANEL OPTIONS





Amarr 3552 in Clear Anodize with Clear glass

COLORS

Actual color may vary from samples shown.

In Stock

ANODIZE



CLEAR (AN)



DARK BRONZE (AD)



BLACK (BA)

PAINT



WHITE Powder Coat (WH)

Special Order

ANODIZE

Longer lead time and price upcharge apply.



CHAMPAGNE (AH)



COPPER (AC)



MEDIUM BRONZE (AM)

PAINT

PVDF (Kynar®) & Powder Coat

Longer lead time and price upcharge apply.



WHITE (PVDF)



BONE WHITE



IVORY



SANDSTONE



BURNT SUN



SIERRA TAN



BEIGE



LIGHT SEAWOLF
BEIGE



DOVE GRAY



SLATE GRAY



CHARCOAL GRAY



PATINA GREEN



DARK IVY



HARTFORD
GREEN



MILITARY BLUE



INTERSTATE
BLUE



COLONIAL RED



BOYSENBERRY



SAGE BROWN



QUAKER BRONZE



SUPER BLACK




CARNIVAL RED II†



CLASSIC COPPER†



CHAMPAGNE
PEARL†



PEWTER†



SILVER†

†PVDF only.



Longer lead time and price upcharge apply.

	PVDF (Kynar®)	Powder Coat
FADE RESISTANT	++	+
CORROSION RESISTANT	++	+
UV RESISTANT	++	+
ABRASION RESISTANT	+	++
STANDARD COLORS	26	21
RAL/CUSTOM COLORS PRICE UPCHARGE	\$	\$\$
TOUCH-UP PAINT	Included	NOT INCLUDED

Anodize, PVDF & standard Powder coat colors have 5 year finish warranty; RAL & Custom Powder Coat colors have 3 year finish warranty.



MULTI-TENANT OFFICE BUILDING

THE MOVE OFFICE BUILDING - CASTLE ROCK, CO

CHALLENGE:

Provide multiple tenants of a four-story office building the opportunity to open up their individual interiors as well as shared spaces during the work day to take advantage of natural ventilation and surrounding scenic mountain views.

RESULTS:

An innovative, functional and safe four-sided building design feature that allows a large volume of natural airflow, maximizes the use of natural daylighting and creates virtually unobstructed views of the surrounding cityscape and rugged scenery.

Complete case study can be found at amarr.com/casestudies

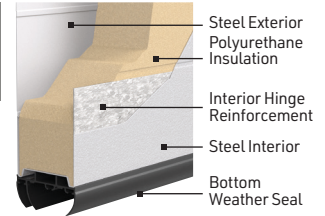

Performance Tested Doors to Meet All Your Needs

Amarr polyurethane insulated products are our top-of-the-line energy efficient doors with third-party verified thermal performance U-factor ratings; constructed using HCFC-free polyurethane insulation to create a strong monolithic panel.



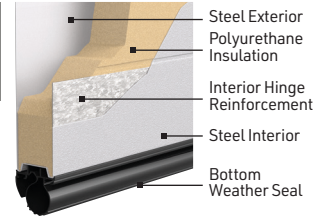
Amarr® 2743 3" 27 ga SUPER-DUTY

Superior Energy Efficiency
Exceptional performance for long-term value



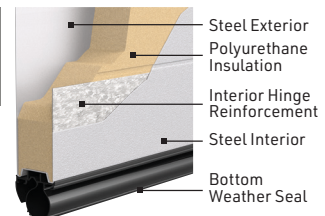
Amarr® 2042 2" 20 ga EXTRA HEAVY-DUTY

High Energy Efficiency
Flush modern look



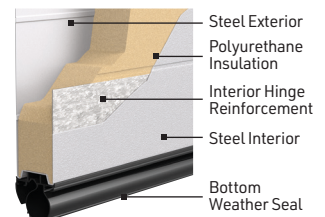
Amarr® 2442 2" 24 ga HEAVY-DUTY

High Energy Efficiency
Flush modern look



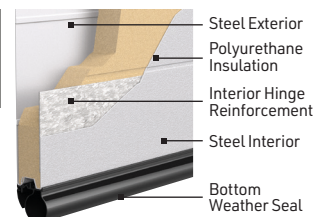
Amarr® 2742 2" 27 ga HEAVY-DUTY

High Energy Efficiency
Pencil groove design for added strength



Amarr® 2741 1-3/8" 27 ga MEDIUM-DUTY

Energy Efficient
Competitively priced



Thermal Performance



Amarr participates in the DASMA Thermal Performance Verification Program. The program verifies the thermal performance of a complete sectional door assembly.



This symbol indicates verified U-factor rating in accordance with the DASMA Thermal Performance Verification Program.

What is U-factor?

U-factor is a measurement of heat transfer or flow through a material, in our case, a sectional door. **A lower U-factor rating indicates less heat transfer and better thermal performance.**

Why U-factor?


The U-factor values are determined by the testing of a complete door assembly, including insulation, thermal breaks, and window variables and are more accurate than calculated ratings for only a portion of an insulated section.



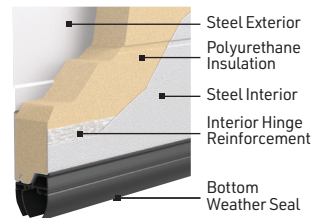
Amarr 2042 with 3 Clear Anodize Aluminum Full View sections (custom painted by owner)



Amarr® 2747
1-5/8" 27 ga HEAVY-DUTY
 Versatile Replacement Section
 Compatible with other manufacturer's
 shiplap doors



U-factor
.20
 R-value 15.1



Repair any 1-5/8" Shiplap Door with Amarr 2747



DAMAGED COMPETITIVE DOOR

REPAIRED DOOR WITH AMARR 2747
 REPLACEMENT SECTION

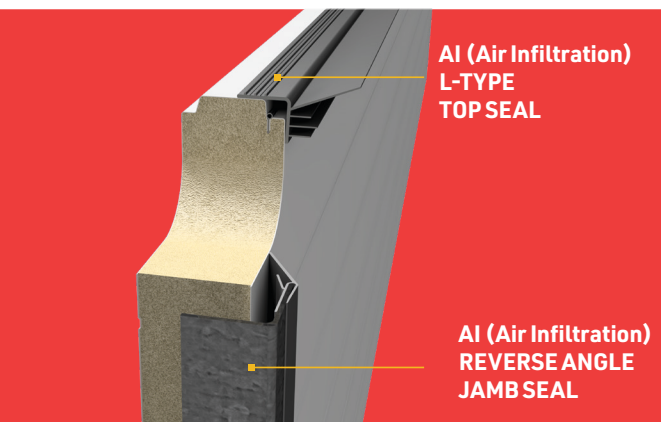
- Compatible section profile
- Similar exterior and interior groove designs
- Comparable section weights requires no spring change



Energy Efficient Polyurethane Insulated Steel Doors

Amarr Polyurethane Insulated products offer the all right options to meet your customers' needs – from exceptional thermal performance to modern flush panel to custom colors with Amarr Color zone the possibilities are infinite.

Air Infiltration & Thermal Performance




- Meets Building Energy Efficiency Standards: ASHRAE 90.1
IECC®
CA Title 24
- 3rd party certification tested
- Certification available for Amarr 2743, 2042, 2442, 2742, and 2741

Both seals plus 1" of jamb overlap required to meet the above standards. Other conditions may apply.


PANEL DESIGNS



AMARR 2042 and 2442:
FLUSH PANEL



AMARR 2743, 2742, and 2741:
PENCIL GROOVE



AMARR 2747:
WIDE GROOVE

STEEL COLORS

Amarr steel doors are pre-painted; for custom colors, exterior latex paint must be used. Visit amarr.com for instructions on painting. Actual paint colors may vary from samples shown.



TRUE WHITE (TW)



SANDTONE (ST)



COMMERCIAL GRAY (CY)



COMMERCIAL BROWN (CB)



BLACK (BL)
Amarr 2442 and 2742 only



Amarr® Color Zone
800+ factory-applied colors.
Price upcharge applies.

Amarr 2042 available in True White only.
Amarr 2442 available in True White and Black only.

WINDOW OPTIONS



26"x13" DOUBLE INSULATED ACRYLIC WINDOWS with BLACK FRAME

Not available for Amarr 2743



24"x12" TEMPERED INSULATED GLASS with BLACK or WHITE FRAME

Not available for Amarr 2747



24"x8" TEMPERED INSULATED with BLACK FRAME



24"x6" DOUBLE INSULATED ACRYLIC WINDOWS with BLACK FRAME

Not available for Amarr 2743 & 2747



41" x 13" POLYCARBONATE WINDOW with BLACK or WHITE ALUMINUM FRAME

Available for Amarr 2442 only

SPECIFICATIONS

	Super-Duty Amarr 2743	Extra Heavy-Duty Amarr 2042	Heavy-Duty Amarr 2442	Heavy-Duty Amarr 2742	Heavy-Duty Amarr 2747	Medium-Duty Amarr 2741
DOOR THICKNESS	3" (7.6 cm)	2" (5.1 cm)	2" (5.1 cm)	2" (5.1 cm)	1-5/8" (4.1 cm)	1-3/8" (3.5 cm)
PROFILE DESIGN	Tongue and Groove	Tongue and Groove	Tongue and Groove	Tongue and Groove	Shiplap	Tongue and Groove
EXTERIOR STEEL THICKNESS	27 ga	20 ga	24 ga	27 ga	27 ga	27 ga
PANEL DESIGN	Pencil Groove	Flush	Flush	Pencil Groove	Wide Groove	Pencil Groove
STEEL EMBOSMENT	Stucco	Stucco	Stucco	Stucco	Stucco	Stucco
CONSTRUCTION LAYERS	Triple	Triple	Triple	Triple	Triple	Triple
INSULATION ¹	Polyurethane	Polyurethane	Polyurethane	Polyurethane	Polyurethane	Polyurethane
U-FACTOR 	0.17	0.19	0.19	0.19	0.20	0.21
R-VALUE ²	28.0	19.4	19.4	19.4	15.1	14.5
HINGE REINFORCEMENT	20 ga Continuous Strip	20 ga Continuous Strip	Continuous Strip	20 ga Continuous Strip	20 ga Continuous Strip	20 ga Continuous Strip
BOTTOM WEATHER SEAL (Co-Extruded PVC)	Triple Contact	Dual Contact	Dual Contact	Dual Contact	Triple Contact	Dual Contact
MINIMUM DOOR WIDTH	5'	5'	5'	5'	5'	5'
MAXIMUM DOOR WIDTH (In 1" Increments)	32' 2"	32' 2"	32' 2"	32' 2"	24' 2"	20' 2"
MINIMUM DOOR HEIGHT	7'	7'	7'	7'	7'	7'
MAXIMUM DOOR HEIGHT	26' 1"	26' 1"	26' 1"	26' 1"	26' 1"	16' 1"
PASS DOOR		•	•	•		
ALUMINUM SECTIONS		•	•	•		
WIND LOAD ³ AVAILABLE	•	•	•	•		•
PAINT FINISH WARRANTY ⁴	10 Years	10 Years	10 Years	10 Years	10 Years	10 Years
WORKMANSHIP/HARDWARE WARRANTY ⁴	1 Year	1 Year	1 Year	1 Year	1 Year	1 Year



¹ Insulation has passed self-ignition, flamespread and smoke developed index fire testing.

² Calculated door section R-value is in accordance with DASMA TDS-163.

³ It is your responsibility to make sure your garage door meets local building codes.

⁴ For complete warranty details, visit amarr.com or contact your local Amarr dealer.



Verified thermal performance rating per DASMA Thermal Performance Verification Program. See page 8 for more information. For best thermal performance, select a door with a low U-factor (less heat transfer) or high R-value rating (more heat resistance).

* Available door width and height depends on total door weight. Total door weight cannot exceed 635 lbs for 2" track or 2200 lbs for 3" track.



Amarr 2742 in Commercial Gray with 2 Clear Anodize Aluminum Full View sections

Amarr 2042, 2442, and 2742 Options


ALUMINUM SECTION



GLAZED ALUMINUM




PERFORATED ALUMINUM
0.312" square perforations on 1/2" centers



LOUVERED ALUMINUM
6 columns of (12) 3"x3/4" vents
on a 4'x24" panel



CLEAR
ANODIZE



DARK BRONZE
ANODIZE



BLACK
ANODIZE



WHITE
POWDER COAT

Actual color may vary
from samples.

SUPERFLEX SECTION OPTION



FLEXIBLE IMPACT SECTION
see page 16 for more information.

PASS DOOR with stainless steel frame



AVAILABLE IN DOOR SIZES UP TO 16'2" WIDE X 16' TALL.
Wind load option not available.



EXTENSIVE FIRE STATION REMODEL FEATURES COMBINATION STEEL AND FULL VIEW PANEL SECTIONAL DOORS THAT PROVIDE IMPROVED VIEWS AND HIGH R-VALUE

CHALLENGE:

Replace several 25-year-old, non-insulated fire station sectional doors with high R-value doors that complement a specific exterior renovation paint scheme and allow improved views of all activity in front of and behind the station.

RESULTS:

A dramatic improvement in natural light penetration, unobstructed views through the doors from inside the fire station as well as lower heating costs due to the high 19.4 R-value of each sectional door.

Complete case study can be found at amarr.com/casestudies

Polystyrene Insulated Steel Doors

R-Value
9.4

Amarr 2432
Heavy-Duty, 2" 24-gauge steel

R-Value
9.4

Amarr 2732
Medium-Duty, 2" 27-gauge steel

Amarr 2" polystyrene insulated doors feature two solid steel skins and an advanced 4-step insulation system making these doors strong and durable.


The Amarr 2432 has a heavy-duty 24-gauge steel exterior featuring a stucco embossment with shallow pencil grooves. The Amarr 2732 exterior is made from 27-gauge steel with the same panel design and embossment.



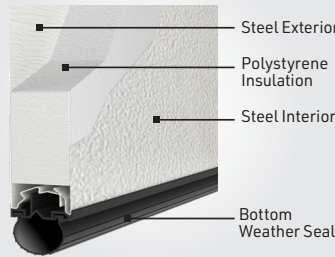
Amarr 2432 in White with 24"x6" windows

CONSTRUCTION

**TRIPLE-LAYER
Steel +
Insulation +
Steel**



Amarr 2432



Amarr 2732

- **U-factor: 0.25**
- R-value: 9.4
- Heavy-duty hardware for smooth operation, long life and low maintenance
- Stucco embossed interior surface camouflages day-to-day wear and tear
- CFC, HFC & HCFC-free polystyrene insulation with zero Ozone Depletion Potential and zero Global Warming Potential is chemically bonded to the steel skins creating a strong, energy efficient section.

SPECIFICATIONS

	Heavy-Duty Amarr 2432	Medium-Duty Amarr 2732
EXTERIOR STEEL THICKNESS	24 ga	27 ga
PANEL DESIGN	Pencil Groove	Pencil Groove
STEEL EMBOSSMENT	Stucco	Stucco
DOOR THICKNESS	2" (5.1cm)	2" (5.1cm)
CONSTRUCTION LAYERS	Triple	Triple
INSULATION ¹	Polystyrene	Polystyrene
U-FACTOR	0.25	0.25
R-VALUE ²	9.4	9.4
AIR INFILTRATION ³	•	•
THERMAL PERFORMANCE ³	•	•
MINIMUM WIDTH	6'	6'
MAXIMUM WIDTH	24' 2"	24' 2"
MINIMUM HEIGHT	7'	7'
MAXIMUM HEIGHT	26' 1"	26' 1"
WIND LOAD ⁴ AVAILABLE	•	•
PAINT FINISH WARRANTY ⁵	10 Years	10 Years
WORKMANSHIP/HARDWARE WARRANTY ⁵	1 Year	1 Year




See page 17 for details.

- Insulation has passed self-ignition, flamespread and smoke developed index fire testing.
- Calculated door section R-value is in accordance with DASMA TDS-163.
- Meets building code compliance for ASHRAE[®] 90.1, IECC[®] and CA Title 24.
- It is your responsibility to make sure your garage door meets local building codes.
- For complete warranty details, visit amarr.com or contact your local Amarr dealer.



Verified thermal performance rating per DASMA Thermal Performance Verification Program. See page 8 for more information. For best thermal performance, select a door with a low U-factor (less heat transfer) or high R-value rating (more heat resistance).

PANEL DESIGN



PENCIL GROOVE WITH STUCCO EMBOSSMENT

SUPERFLEX SECTION OPTION



FLEXIBLE IMPACT SECTION – see page 16 for more information.

COLORS



TRUE WHITE (TW)



SANDTONE (ST)



COMMERCIAL GRAY (CY)



COMMERCIAL BROWN (CB)



More than 800 color choices. See page 19*
*Price upcharge applies.

WINDOW OPTIONS



24" X 12" TEMPERED INSULATED GLASS
Available with either a black or white frame.



24" X 6" DOUBLE INSULATED ACRYLIC
Available with black frame.

Medium-Duty Polystyrene Insulated Steel Doors

R-Value
6.7

Amarr 2731

Medium-Duty, 1-3/8" 27-gauge steel

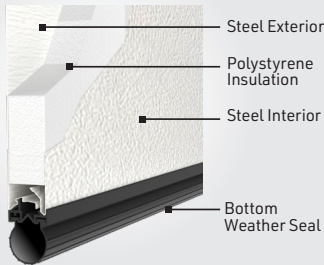
Solid commercial construction meets variety and style. The Amarr 2731 is built with two 27-gauge steel layers surrounding a 1-3/8" polystyrene core. For style, the exterior layer features a flush profile with woodgrain embossment for a more upscale look reminiscent of typical residential doors. The interior skin features a flush profile with stucco embossment for a clean interior surface.



Amarr 2731 in Wicker Tan with 41"x13" windows

CONSTRUCTION

TRIPLE-LAYER
Steel +
Insulation +
Steel



- **U-factor: 0.26**
- R-Value: 6.7
- Four-step insulation system provides protection from the elements with tongue and groove construction, insulation, weather-stripping and a thermal break
- CFC, HFC & HCFC-free polystyrene insulation with zero Ozone Depletion Potential and zero Global Warming Potential is chemically bonded to the steel skins creating a strong, energy efficient section.

SPECIFICATIONS

	Medium-Duty Amarr 2731
EXTERIOR STEEL THICKNESS	27 ga
PANEL DESIGN	Flush
STEEL EMBOSSMENT	Woodgrain
DOOR THICKNESS	1-3/8" (3.5cm)
CONSTRUCTION LAYERS	Triple
INSULATION ¹	Polystyrene
U-FACTOR	0.26
R-VALUE ²	6.7
AIR INFILTRATION ³	•
THERMAL PERFORMANCE ³	•
MINIMUM WIDTH	6'
MAXIMUM WIDTH	18' 2"
MINIMUM HEIGHT	7'
MAXIMUM HEIGHT	14' 1"
WIND LOAD ⁴ AVAILABLE	•
PAINT FINISH WARRANTY ⁵	10 Years
WORKMANSHIP/HARDWARE WARRANTY ⁵	1 Year



See page 15 for details.

¹ Insulation has passed self-ignition, flamespread and smoke developed index fire testing.
² Calculated door section R-value is in accordance with DASMA TDS-163.
³ Meets building code compliance for ASHRAE® 90.1, IECC® and CA Title 24.
⁴ It is your responsibility to make sure your garage door meets local building codes.
⁵ For complete warranty details, visit amar.com or contact your local Amarr dealer.

PANEL DESIGN



FLUSH PANEL
WITH WOODGRAIN EMBOSSMENT

COLORS



More than 800 color choices. See page 19.*
*Price upcharge applies.

WINDOW OPTIONS



21" x 13" SHORT PANEL*



41" x 13" LONG PANEL*



24" x 6" DOUBLE INSULATED ACRYLIC
Available with black frame.

* True White shown; also available in Almond, Wicker Tan, and Sandtone.
Available with Clear, Obscure, or Insulated Glass.

Verified thermal performance rating per DASMA Thermal Performance Verification Program. See page 8 for more information.
For best thermal performance, select a door with a low U-factor (less heat transfer) or high R-value rating (more heat resistance).

Ribbed Panel Steel Doors

R-Value
7.0

Amarr 2002, 2012, 2022
Extra Heavy-Duty, 20-gauge steel

R-Value
7.0

Amarr 2402, 2412, 2422
Heavy-Duty, 24-gauge steel

R-Value
7.0


Amarr 2502, 2512, 2522
Medium-Duty, nominal 24-gauge steel

Amarr 2" ribbed panel steel doors, insulated and non-insulated, are the industry workhorses and our most versatile doors. Choose from extra heavy-duty 20-gauge, heavy-duty 24-gauge and medium-duty nominal 24-gauge steel. From manufacturing plant to auto dealerships, these doors keep working wherever they are installed.




CONSTRUCTION

SINGLE-LAYER Steel



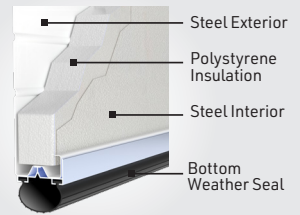
Amarr 2002/2402/2502

DOUBLE-LAYER Steel + Insulation



Amarr 2012/2412/2512

TRIPLE-LAYER Steel + Insulation + Steel



Amarr 2022/2422/2522

- Deeply ribbed panel with a smooth texture
- Available with vinyl or steel backed CFC, HFC & HCFC-free polystyrene insulation
- Tongue and groove construction with three positive points of contact provides a more efficient barrier against moisture and air infiltration
- U-shaped vinyl bottom weather seal in a full-length PVC retainer effectively keeps out the elements

SPECIFICATIONS

	Extra Heavy-Duty			Heavy-Duty			Medium-Duty		
	Amarr 2002	Amarr 2012	Amarr 2022	Amarr 2402	Amarr 2412	Amarr 2422	Amarr 2502	Amarr 2512	Amarr 2522
EXTERIOR STEEL THICKNESS	20 ga	20 ga	20 ga	24 ga	24 ga	24 ga	Nominal 24 ga	Nominal 24 ga	Nominal 24 ga
PANEL DESIGN	Deep Ribbed	Deep Ribbed	Deep Ribbed	Deep Ribbed	Deep Ribbed	Deep Ribbed	Deep Ribbed	Deep Ribbed	Deep Ribbed
STEEL EMBOSSMENT	Smooth	Smooth	Smooth	Smooth	Smooth	Smooth	Smooth	Smooth	Smooth
DOOR THICKNESS	2" (5.1cm)	2" (5.1cm)	2" (5.1cm)	2" (5.1cm)	2" (5.1cm)	2" (5.1cm)	2" (5.1cm)	2" (5.1cm)	2" (5.1cm)
CONSTRUCTION LAYERS	Single	Double	Triple	Single	Double	Triple	Single	Double	Triple
INSULATION ¹		Polystyrene	Polystyrene		Polystyrene	Polystyrene		Polystyrene	Polystyrene
U-FACTOR 		0.34	0.36		0.34	0.36		0.34	0.36
R-VALUE ²		7.0	7.0		7.0	7.0		7.0	7.0
THERMAL PERFORMANCE ³	6'	•	•	•	•	•	•	•	•
MINIMUM WIDTH	26' 2"	6'	6'	6'	6'	6'	6'	6'	6'
MAXIMUM WIDTH	7'	26' 2"	26' 2"	30' 2"	30' 2"	30' 2"	20' 2"	20' 2"	20' 2"
MINIMUM HEIGHT	26' 1"	7'	7'	7'	7'	7'	7'	7'	7'
MAXIMUM HEIGHT	•	26' 1"	26' 1"	26' 1"	26' 1"	26' 1"	16' 1"	16' 1"	16' 1"
WIND LOAD ⁴ AVAILABLE	10 Years	•	•	•	•	•	•	•	•
PAINT FINISH WARRANTY ⁵	1 Year	10 Years	10 Years	10 Years	10 Years	10 Years	10 Years	10 Years	10 Years
WORKMANSHIP/HARDWARE WARRANTY ⁵		1 Year	1 Year	1 Year	1 Year	1 Year	1 Year	1 Year	1 Year



¹ Insulation has passed self-ignition, flamespread and smoke developed index fire testing.
² Calculated door section R-value is in accordance with DASMA TDS-163.
³ Meets building code compliance for ASHRAE 90.1, IECC and CA Title 24.
⁴ It is your responsibility to make sure your garage door meets local building codes.
⁵ For complete warranty details, visit amarr.com or contact your local Amarr dealer.



Verified thermal performance rating per DASMA Thermal Performance Verification Program. See page 8 for more information. For best thermal performance, select a door with a low U-factor (less heat transfer) or high R-value rating (more heat resistance).



Amarr 2412 in Commercial White with 24" x 6" windows

PANEL DESIGN



RIBBED PANEL

SUPERFLEX SECTION OPTION




FLEXIBLE IMPACT SECTION - see page 16 for more information.

STEEL COLORS

Amarr steel doors are pre-painted; for custom colors, exterior latex paint must be used. Visit amarr.com for instructions on painting. Actual paint colors may vary from samples shown.



COMMERCIAL WHITE (WH)



COMMERCIAL GRAY (CY)
2402/2412/2422 only



COMMERCIAL BROWN (CB)
2402/2412/2422 only



COMMERCIAL BLACK (BG)*
2402/2412/2422 only



Amarr Color Zone
More than 800 color choices. See page 19*

*Price upcharge applies.

WINDOW OPTIONS

Available with either a black or white frame.



24" X 12" SINGLE PLEXIGLAS®
24" X 12" INSULATED PLEXIGLAS®



24" X 6" SINGLE TEMPERED or PLEXIGLAS®


ALUMINUM SECTION OPTIONS



GLAZED ALUMINUM



PERFORATED ALUMINUM
0.312" square perforations on 1/2" centers



LOUVERED ALUMINUM
6 columns of (12) 3" x 3/4" vents on a 4' x 24" panel



CLEAR ANODIZE



DARK BRONZE ANODIZE



BLACK ANODIZE



WHITE POWDER COAT

Actual color may vary from samples shown. See page 5 for additional finish options.



Amarr 2512 in Commercial White with 2 White Aluminum Full View sections

Amarr SuperFlex

Flexible Impact Sections

Amarr SuperFlex impact resistant sections are the answer to lower door section damage common in today's busy warehouses.

CONSTRUCTION

- High-performance Thermoplastic Polyolefin (TPO) interior and exterior polymer skin
- Flexible fiberglass tube frame with steel corner brackets
- Insulated 1-3/4" thick section with an 8.5 R-value

FEATURES

- Flexes in and out an average of 8" - 10"
- Suitable for environmental temperatures from 20°F to 131°F (-7°C to 54°C)
- Retrofits to most 1-1/2" - 2" thick sectional doors
- Provides an exceptional thermal seal

BENEFITS

- Reduced lower door section damage
- Reduced maintenance costs
- Excellent UV resistance
- Outstanding chemical resistance
- Seals against tongue & groove or shiplap door sections

SIZE AVAILABILITY

- Section heights: 18", 21" and 24"
- Section widths: 8'2", 9'2", 10'2" and 12'2" (custom widths available up to 12'2")

DOOR AVAILABILITY

- One- or two-section configurations
- Polyurethane Insulated - Amarr 2042, 2442, 2742 and 2747
- Polystyrene Insulated - Amarr 2432 and 2732
- Ribbed Panel - all models



Unique construction of the Amarr SuperFlex section allows it to flex, providing durability and reliable operations.



Amarr SuperFlex sections flex upon impact and return to normal operating position.



High impact polymer skin deflects minor blows from forks.

Amarr Wind Load Rated Commercial Doors

When installed according to our instructions and local building codes, Amarr hurricane rated doors:

- Withstand rapid cyclic pressure and static load forces up to 240 mph.¹
- Resist large missile impact at 50' per second (35 mph).²

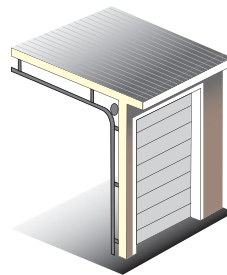
¹ Exposure B with a mean roof height less than 30' based on ASCE7-10. (57/-67 PSF) ² Option available on select models only.

Amarr wind load rated doors meet or exceed these building codes:

- Florida Building Code (FBC)
- International Code Council (ICC)
- Texas Department of Insurance (TDI)
- High-Velocity Hurricane Zone (HVHZ) (Miami - Dade and Broward Counties)

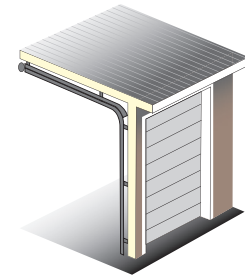
Track Lift Options

Track lift types vary based on the amount of vertical space or headroom available above the door. 2" or 3" track for these lift applications is available. Custom track configurations are also available.



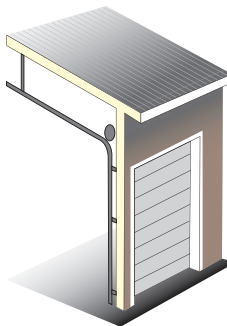
STANDARD LIFT

2" TRACK
Headroom = 12-3/4"
12" Radius = 12-3/4"
15" Radius = 15-1/2"
Sideroom = 5"
3" TRACK
Headroom = 16-7/8"
Sideroom = 5-1/2"



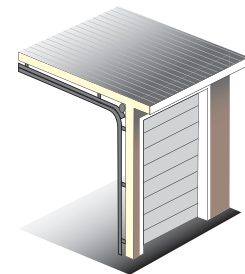
LOW HEADROOM REAR

2" TRACK
Headroom = 6-1/2"
Sideroom = 5"
3" TRACK
Headroom = 7-5/8"
Sideroom = 5-1/2"



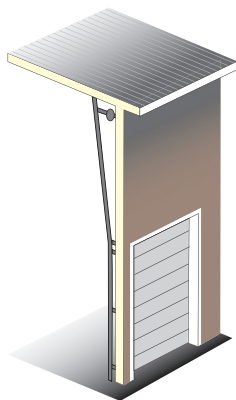
FOLLOW THE ROOF PITCH

2" TRACK
Headroom = 12-3/4"
12" Radius = 12-3/4"
15" Radius = 15-1/2"
Sideroom = 5"
3" TRACK
Headroom = 16-7/8"
Sideroom = 5-1/2"



LOW HEADROOM FRONT

2" TRACK
Headroom = 12-13/16"
Sideroom = 5"
3" TRACK
Headroom = 16-7/8"
Sideroom = 5-1/2"

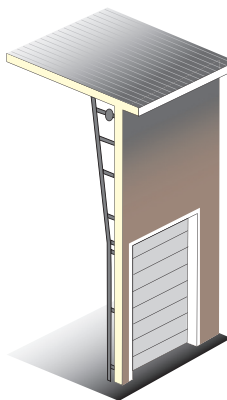


RAPID INSTALL VERTICAL LIFT

- Available for all commercial steel sectional doors
- Designed for commercial warehouse and dock doors sizes up to 9'4" x 10"
- Only 14 wall anchor attachments for a 10' tall door
- A one-piece .063 heavy-gauge vertical track
- Preinstalled integrated end bearing plate
- Select wind load approvals
- Saves approximately 20 minutes of installation time
- Available on most wind load doors up to 9'4" x 10" as a track only option

2" TRACK
Headroom = Door Height +13"
Sideroom = 5"

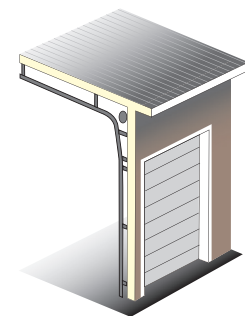
3" TRACK
Headroom = Door Height +13"
Sideroom = 5-1/2"



VERTICAL LIFT

2" TRACK
Headroom = Door Height +13"
Sideroom = 5"

3" TRACK
Headroom = Door Height +13"
Sideroom = 5-1/2"




HIGH LIFT

2" TRACK
Headroom = 12-1/2"
Sideroom = 5"

3" TRACK
Headroom = 13-1/2"
Sideroom = 5-1/2"

Product Specifications

	SECTIONAL ALUMINUM		ENERGY EFFICIENT POLYURETHANE					
	MULTIVIEW Modern	FULL VIEW Heavy-Duty	Super-Duty	Extra Heavy-Duty	Heavy-Duty	Heavy-Duty	Heavy-Duty	Medium-Duty
	3582	3552	2743	2042	2442	2742	2747	2741

EXTERIOR PANEL DESIGN								
Flush				•	•			
Deep Ribbed								
Pencil Groove			•			•		•
Wide Groove							•	
Stile and Rail	•	•						
Aluminum Sections	•	•		•	•	•		
EXTERIOR PANEL TEXTURE								
Smooth	•	•						
Stucco Embossment			•	•	•	•	•	•
Woodgrain Embossment								
INTERIOR PANEL TEXTURE								
Smooth								
Stucco Embossment			•	•	•	•	•	•
CONSTRUCTION LAYERS								
Steel + Insulation + Steel			•	•	•	•	•	•
Steel + Insulation								
Steel								
Extruded Aluminum	•	•						
MINIMUM STANDARD WIDTH	2'0"	2'0"	5'0"	5'0"	5'0"	5'0"	5'0"	5'0"
MAXIMUM STANDARD WIDTH	20'2"	24'2"	32'2"*	32'2"*	32'2"*	32'2"*	24'2"	20'2"
MAXIMUM STANDARD HEIGHT	20'1"	20'1"	26'1"*	26'1"*	26'1"*	26'1"*	26'1"	16'1"
DOOR THICKNESS	2" (5.1cm)	2" (5.1cm)	3" (7.6cm)	2" (5.1cm)	2" (5.1cm)	2" (5.1cm)	1-5/8" (4.1cm)	1-3/8" (3.5cm)
INSULATION¹			Polyurethane	Polyurethane	Polyurethane	Polyurethane	Polyurethane	Polyurethane
U-FACTOR 			0.17	0.19	0.19	0.19	0.20	0.21
R-VALUE²			28.0	19.4	19.4	19.4	15.1	14.5
EXTERIOR STEEL THICKNESS			27 ga	20 ga	24 ga	27 ga	27 ga	27 ga
END STILE			16 ga	20 ga (16 ga optional)	20 ga (16 ga optional)	20 ga (16 ga optional)	16 ga	20 ga
CENTER STILE								
HINGE REINFORCEMENT			20 ga Continuous Strip	20 ga Continuous Strip	20 ga Continuous Strip	20 ga Continuous Strip	20 ga Continuous Strip	20 ga Continuous Strip
BOTTOM WEATHER SEAL								
Aluminum Retainer	•	•						
Co-Extruded PVC			Triple Contact	Dual Contact	Dual Contact	Dual Contact	Triple Contact	Dual Contact
WINDOW OPTIONS								
24" x 6"				•	•	•		•
24" x 8"			•	•	•	•	•	•
24" x 12"			•	•	•	•		•
26" x 13"				•	•	•	•	•
21" x 13"								
41" x 13"					•			
PASS DOOR								
STEEL EXTERIOR COLOR OPTIONS								
True White (TW) /Commercial White (WH)			TW	TW	TW	TW	TW	TW
Almond (AL)								
Wicker Tan (WK)								
Sandtone (ST)			•			•	•	•
Black (BL)					•	•		
Commercial Gray (CY)			•			•	•	•
Commercial Brown (CB)			•			•	•	•
Commercial Black (BG) [†]								
Amarr Color Zone [†]			•	•	•	•	•	•
HIGH CYCLE SPRINGS TO 100K	•	•	•	•	•	•	•	•
WIND LOAD AVAILABLE³		•	•	•	•	•		•
WARRANTY⁴								
Paint Finish	5 Years ⁵	5 Years ⁵	10 Years	10 Years	10 Years	10 Years	10 Years	10 Years
Workmanship/Hardware	1 Year	1 Year	1 Year	1 Year	1 Year	1 Year	1 Year	1 Year

¹ Insulation has passed self-ignition, flamespread and smoke developed index fire testing.

² Calculated door section R-value is in accordance with DASMA TDS-163.

³ It is your responsibility to make sure your garage door meets local building codes.

⁴ For complete warranty details, visit amarr.com or contact your local Amarr dealer.

⁵ Anodize, PVDF (Kynar) and standard powder coat finish warranty; RAL & custom powder coat 3 year finish warranty.

* Available door width and height depends on total door weight.

Total door weight cannot exceed 635 lbs for 2" track or 2200 lbs for 3" track.

[†] Price upcharge applies.



Verified thermal performance rating per DASMA Thermal Performance Verification Program. See page 8 for more information. For best thermal performance, select a door with a low U-factor (less heat transfer) or high R-value rating (more heat resistance).



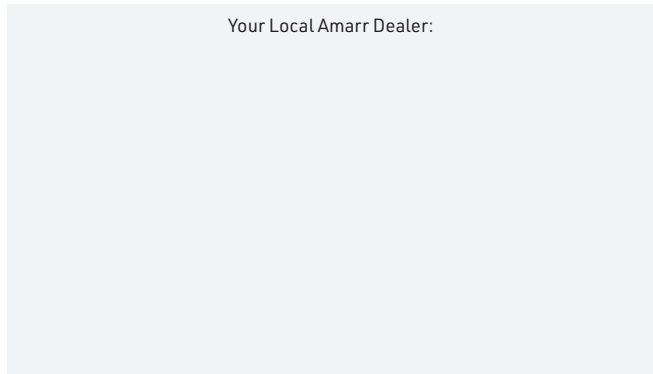
Our Philosophy. Since 1951, we have successfully raised the standards of quality, value, and dependability in the garage door industry. Today, with the same promise of individual attention and great value for all our customers, we remain committed to offering Amarr products and services that raise those standards even higher.

Amarr Company
 165 Carriage Court
 Winston-Salem, NC 27105
 800.503.DOOR
 www.amarr.com




Other Commercial Models Available


Amarr as word and logo are trademarks belonging to Amarr Company, owned by ASSA ABLÖY.
 Door specifications and technical data subject to change without notice.
 Sectional door products from Amarr Company may be subject of one or more U.S. and/or foreign, issued and/or pending, design and/or utility patents.
 ©ASSA ABLÖY. Printed in USA Form #6300325/10M/RRD




Part of ASSA ABLÖY



Rolling Slat



Rolling Sheet



Axolott for Amarr